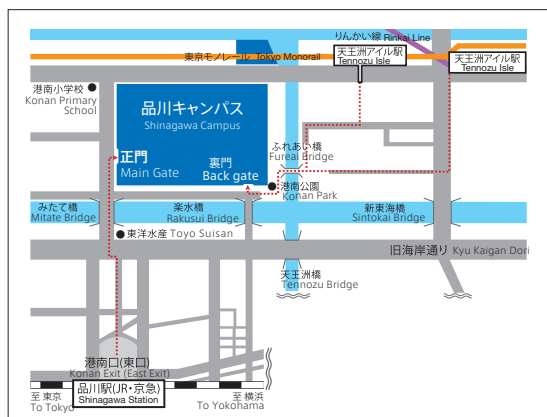
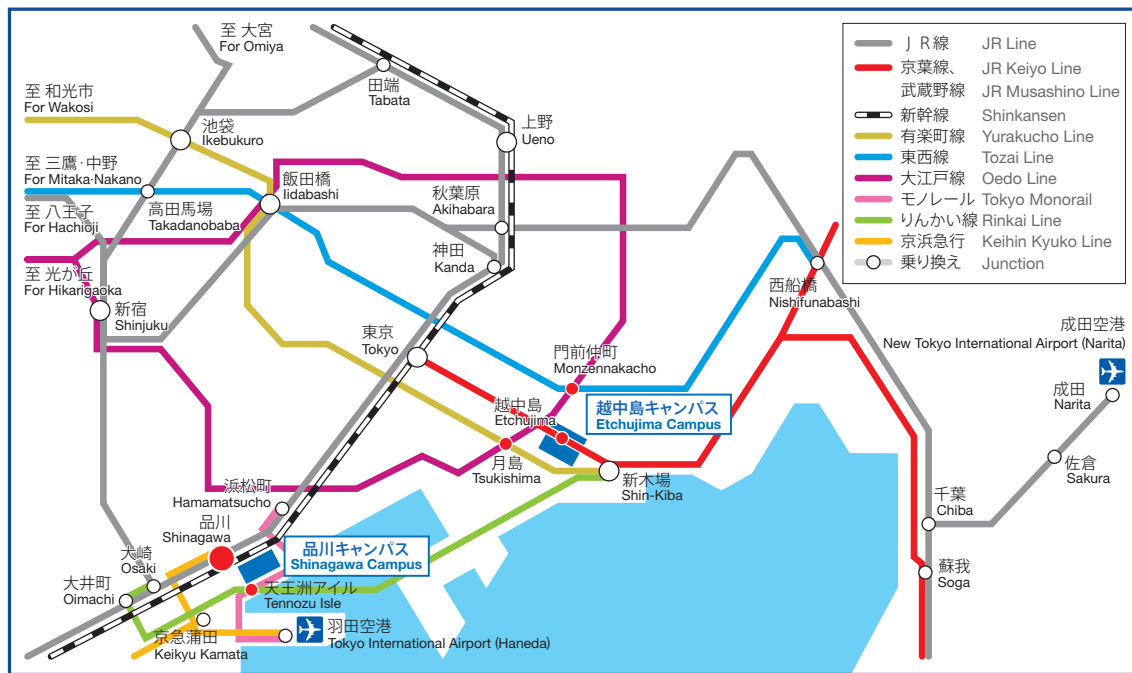


交通案内 CAMPUS LOCATIONS

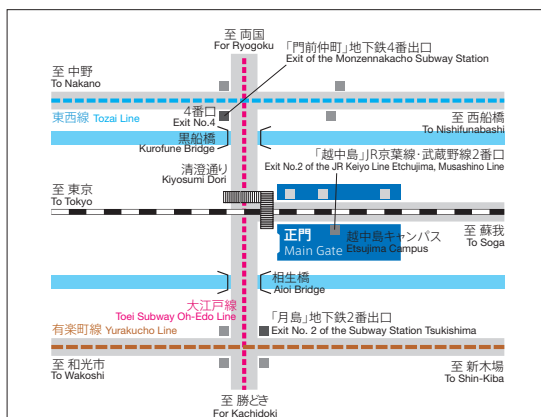


品川キャンパス (本部・海洋生命科学部・海洋資源環境学部等)

JR線、東海道新幹線及び京浜急行線「品川駅」港南口(東口)より正門まで徒歩10分
 東京モノレール「天王洲アイル駅」からふれあい橋をわたり正門まで徒歩15分
 りんかい線「天王洲アイル駅」からふれあい橋をわたり正門まで徒歩20分

SHINAGAWA CAMPUS (HEADQUARTERS, SCHOOL OF MARINE LIFE SCIENCE, SCHOOL OF MARINE RESOURCES AND ENVIRONMENT)

10 minutes' walk from Konan Exit (or East Exit) "Shinagawa Station" on the JR Line, Tokaido Shinkansen and Keihin Express Line to the main gate of the Campus
 15 minutes' walk from "Tennozu Isle Station" on the Tokyo Monorail to the main gate of the Campus via Fureai Bridge
 20 minutes' walk from "Tennozu Isle Station" on Rinkai Line to the main gate of the Campus via Fureai Bridge



越中島キャンパス (海洋工学部等)

JR京葉線・武蔵野線「越中島駅」(各駅停車のみ)2番出口徒歩2分

地下鉄東西線、大江戸線「門前仲町駅」4番出口徒歩10分
 地下鉄有楽町線、大江戸線「月島駅」2番出口徒歩10分

ETCHUJIMA CAMPUS (SCHOOL OF MARINE TECHNOLOGY)

Campus is 2 minutes' walk from Exit No. 2 at Etchujima Station on the JR Keio Line and Musashino Line (only by local trains)
 10 minutes' walk from Exit No. 4, "Monzennakacho Station" on the subway Tozai Line and Oh-Edo Line to the Campus
 10 minutes' walk from Exit No. 2, "Tsukishima Station" on the subway Yurakucho Line and Oh-Edo Line to the Campus