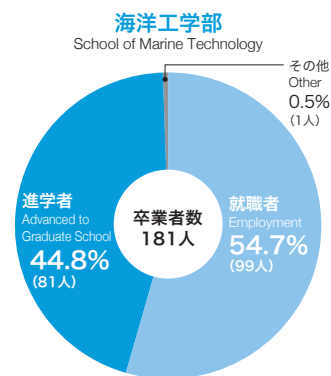
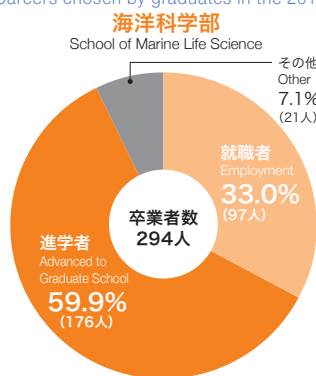
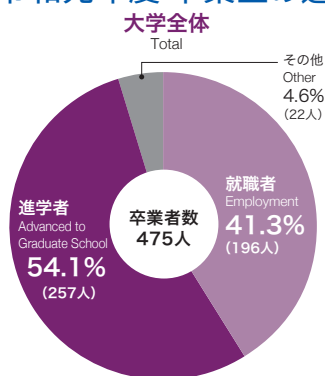


進路状況 CAREERS CHOSEN BY GRADUATES

◆令和元年度卒業・修了者の進路状況 Career Chosen By Graduates in the 2019 Academic Year

	学科・課程等 Courses	卒業・修了者数 Number of Graduates		卒業・修了者の進路内訳 Chosen Careers												その他 (進学希望等) Other	
				進学 Advanced to Graduate School						就職 Employment							
				大学 大学院 Undergraduates Graduate School		水産専攻科 Advanced Training Course for Maritime Science and Technology		乗船実習科 Advanced Onboard Training Course for Mercantile Marine		研究生・科目 等履修生 Research Students Auditor		就職者 Employment		就職準備中の者 Those in preparation for work			
				男 Male	女 Female	男 Male	女 Female	男 Male	女 Female	男 Male	女 Female	男 Male	女 Female	男 Male	女 Female		
海洋科学部 School of Marine Science	海洋環境学科 Undergraduate Course of Ocean Sciences	75	38	50	24	5	6					15	7			5	1
	海洋生物資源学科 Undergraduate Course of Marine Biosciences	50	22	33	13	2						12	9			3	
	食品生産科学科 Undergraduate Course of Food Science and Technology	21	46	14	17							4	26		1	3	2
	海洋政策文化学科 Undergraduate Course of Marine Policy and Culture	18	24	3	4	4	1					9	15			2	4
	計 Subtotal	164	130	100	58	11	7			0		40	57	0	1	13	7
		294		158		18		0		0		97		1		20	
海洋工学部 School of Marine Technology	海事システム工学科 Undergraduate Course of Maritime Systems Engineering	52	11	5				23	6			23	5			1	
	海洋電子機械工学科 Undergraduate Course of Marine Electronics and Mechanical Engineering	62	8	21	3			16	1			25	4				
	流通情報工学科 Undergraduate Course of Logistics and Information Engineering	29	19	5	1							24	18				
	計 Subtotal	143	38	31	4			39	7			72	27	0		1	0
		181		35		0		46		0		99		0		1	
水産専攻科 Advanced Training Course for Maritime Science and Technology	29	9	1									27	9	1			
	38		1		0		0		0			36		1		0	
乗船実習科 Advanced Onboard Training Course for Mercantile Marine	37	5	6									31	5				
	42		6		0		0		0			36		0		0	
大学院海洋科学技術研究科 Graduate School of Marine Science and Technology	博士前期課程 Master's Course	141	100	3	11							122	76	1		15	13
		241		14		0		0		0		198		1		28	
	博士後期課程 Doctoral Course	20	11									10	2		1	10	8
	31		0		0		0		0			12		1		18	
合計 Total		534	293	141	73	11	7	39	7	0	0	302	176	2	2	39	28
		827		214		18		46		0		478		4		67	

◆令和元年度 卒業生の進路状況 Careers chosen by graduates in the 2019 academic year



◆令和元年度就職者数 Number of Employed Graduates in the 2019 Academic Year

区分 Classification	就職者数 Number of employees														合計 Total	
	海洋科学部 School of Marine Science		海洋工学部 School of Marine Technology		水産専攻科 Advanced Training Course for Maritime Science and Technology		乗船実習科 Advanced Onboard Training Course for Mercantile Marine		大学院海洋科学技術研究科 Graduate School of Marine Science and Technology							
	男 Male	女 Female	男 Male	女 Female	男 Male	女 Female	男 Male	女 Female	男 Male	女 Female	博士前期課程 Master's course		博士後期課程 Doctoral course			
A		1												0	1	
B														0	0	
C										1	1			1	1	
D	1	1	6	1						7	5			14	7	
E	12	24	22	7		1	2			57	38			93	70	
F	1	1	1							1	3			3	4	
G	4	6	13	4		1				15	11	1		33	22	
H	1	1	16	8	22	5	29	5		3	4			71	23	
I	4	6	1							4				9	6	
J		1			1					3	1			4	2	
K			1	1										1	1	
L	3	6	5	2		1				16	5	4	1	28	15	
M		2												0	2	
N	1		1	1		1					1			2	3	
O					1					1	3	3		5	3	
P														0	0	
Q	3	1								2				5	1	
R			3		1					2	1			6	1	
S	10	7	2	1	2					9	3		1	23	12	
T			1	2						1		2		4	2	
就職者数 Number of employed graduates	40	57	72	27	27	9	31	5	122	76	10	2	302	176		
	97		99		36		36		198		12		478			
就職希望者数 Number of Graduating students seeking employment	40	58	72	27	28	9	31	5	123	76	10	3	304	178		
	98		99		37		36		199		13		482			
就職率 Employment rate	100.0%	98.3%	100.0%	100.0%	96.4%	100.0%	100.0%	100.0%	99.2%	100.0%	100.0%	66.7%	99.3%	98.9%		
	99.0%		100.0%		97.3%		100.0%		99.5%		92.3%		99.2%			

注：就職率=就職者÷就職希望者
Note: Employment rate = number of employed graduating students ÷ number of graduating students seeking employment

◆令和元年度 卒業生の就職状況 Number of employed graduates by industry in the 2019 academic year

